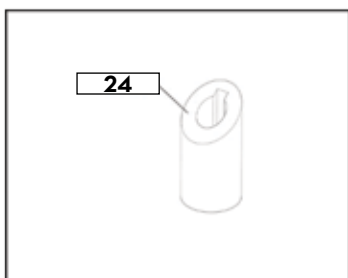
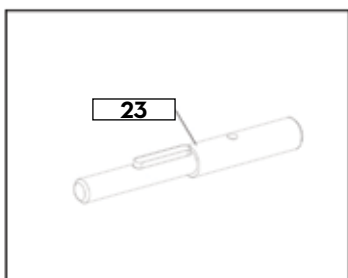
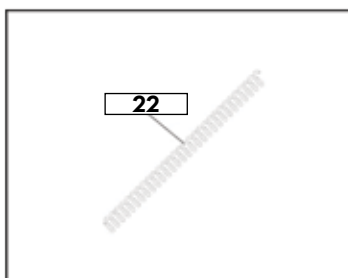
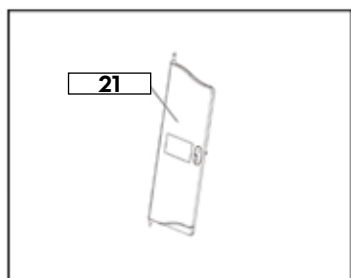
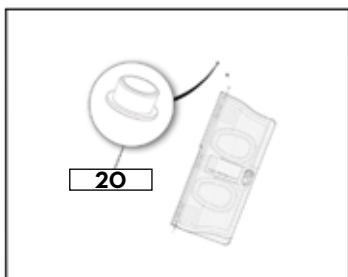
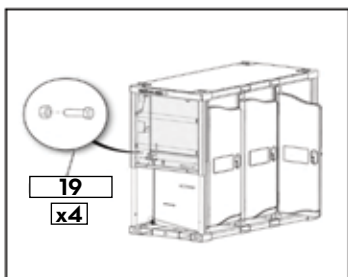
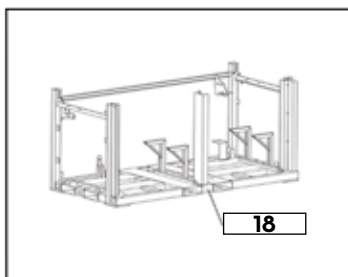
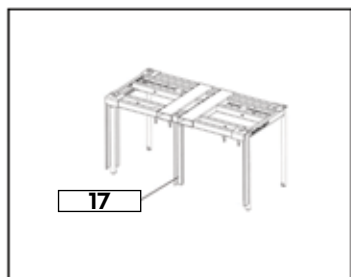
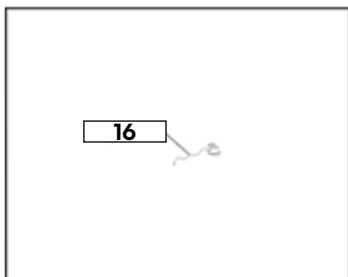
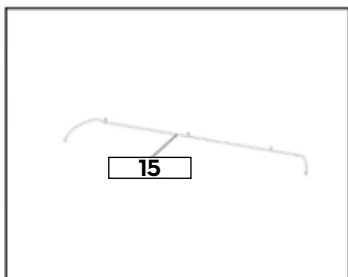
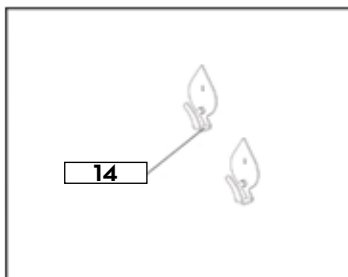
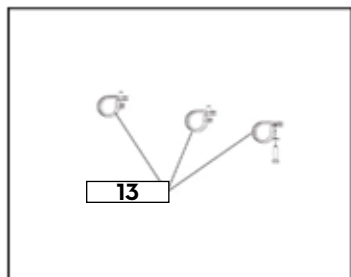
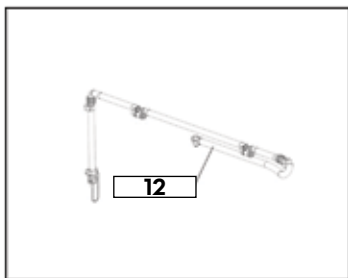
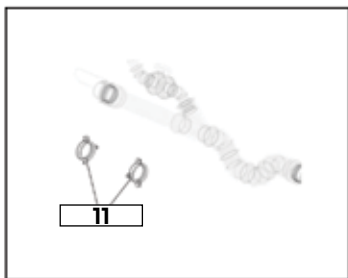
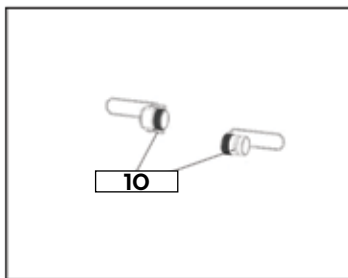
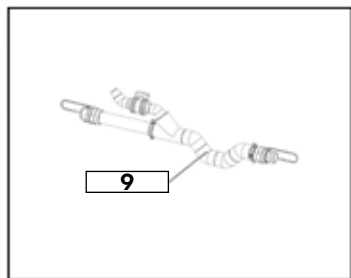
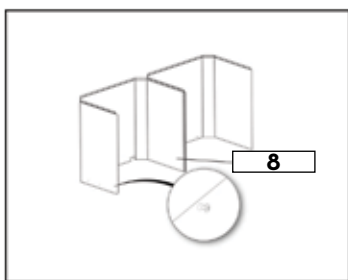
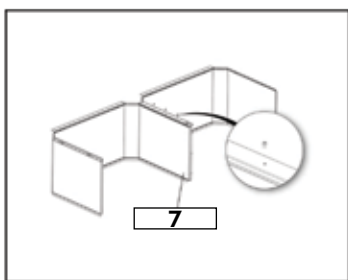
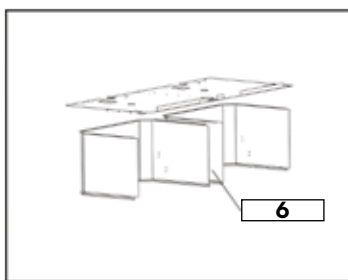
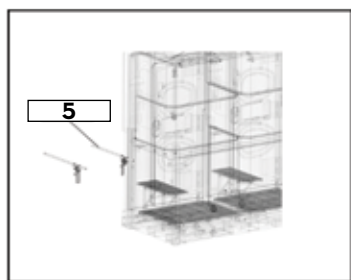
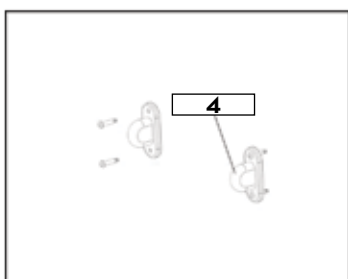
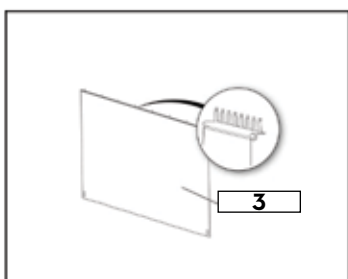
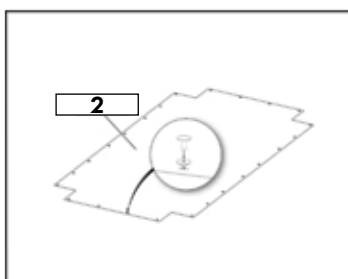
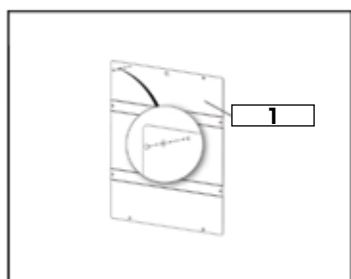


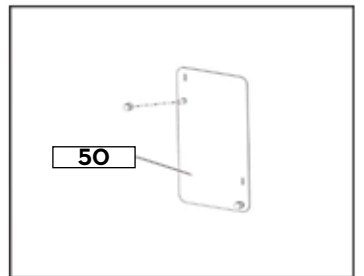
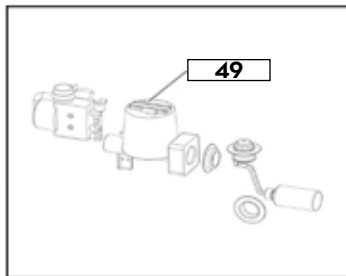
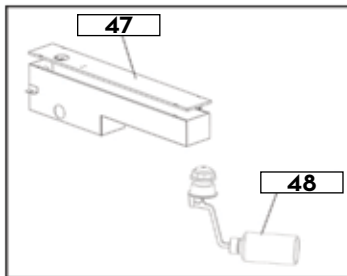
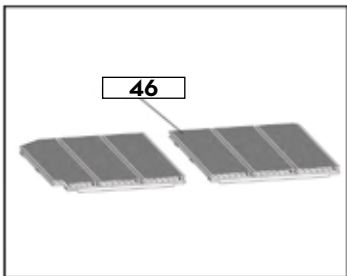
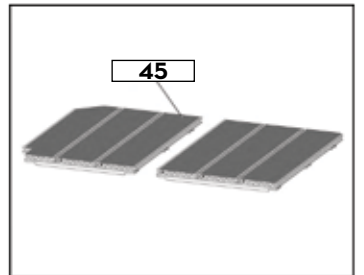
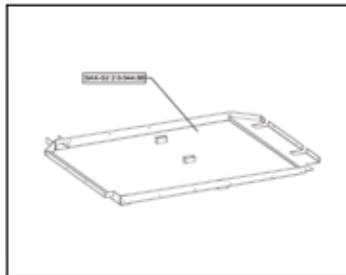
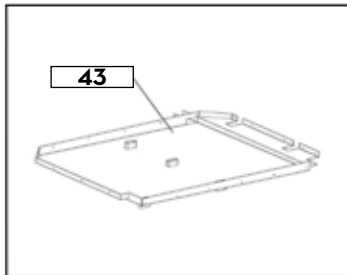
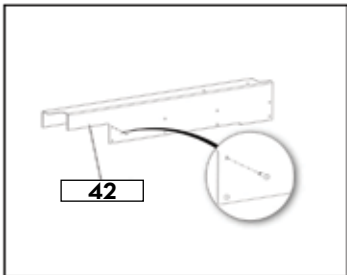
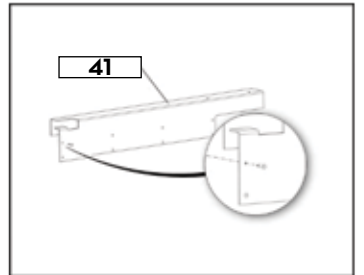
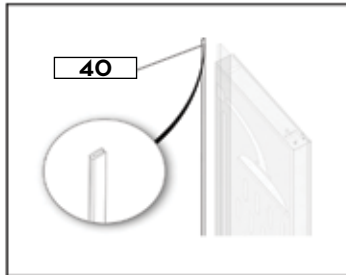
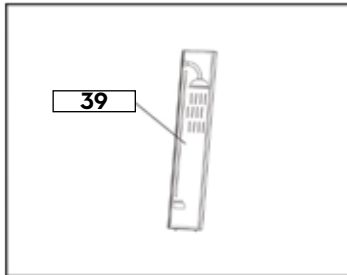
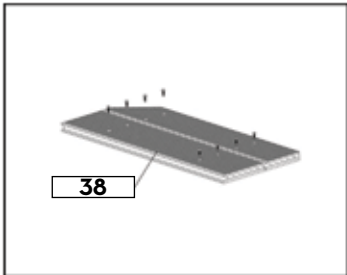

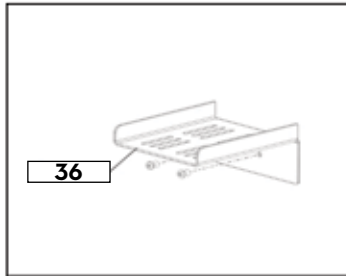
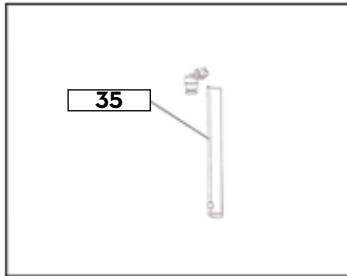
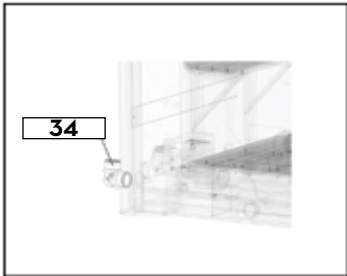
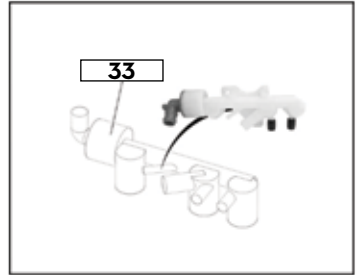
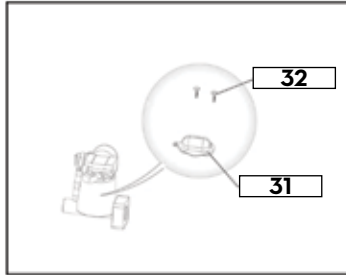
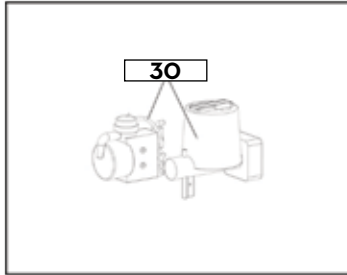
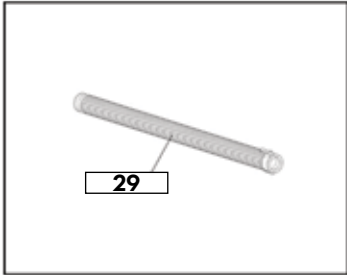
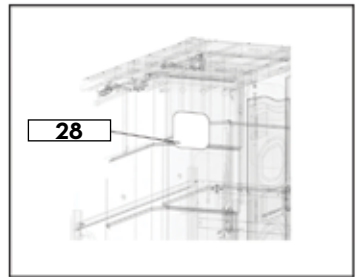
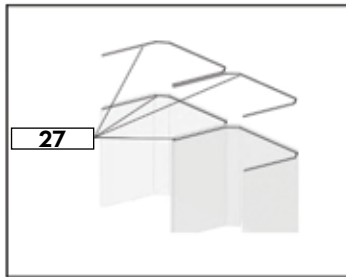
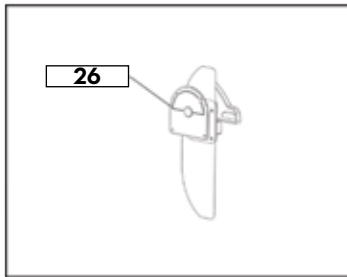
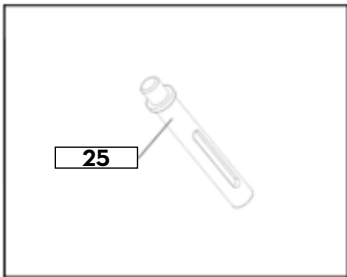
SHOWER MODULE 2.0 | MAJOR ASSEMBLY



SHOWER MODULE 2.0 | MAJOR ASSEMBLY PARTS

ITEM #	PART #	QPU	DESCRIPTION	COMMENT
1	SAX-S2-2-0-001		SANITRAX- S2 PLATE SD RAL 9010	
2	SAX-S2-2-0-002		SANITRAX- S2 PLATE RF RAL 9010	
3	SAX-S2-2-0-003		SANITRAX- S2 CURTAIN BACK AL/P	
4	SAX-S2-2-0-004		SANITRAX- S2 CURTAIN LOCK ST/2	
5	SAX-S2-2-0-005		SANITRAX- S2 LOCK MECHA R/L SS	
6	SAX-S2-2-0-006		SANITRAX- S2 WALL TOP RL 9010	
7	SAX-S2-2-0-007		SANITRAX- S2 WALL MIDD RL 9010	
8	SAX-S2-2-0-008		SANITRAX- S2 WALL BOT T RL 7024	
9	SAX-S2-2-0-009		SANITRAX- S2 VAC SYS PVC W/CAM	
10	SAX-S2-2-0-010		SANITRAX- S2 CAMLOCK SET	
11	SAX-S2-2-0-011		SANITRAX- S2 CLAMP/BOLT VAC SY	
12	SAX-S2-2-0-012		SANITRAX- S2 WATER PIPING SYS	
13	SAX-S2-2-0-013		SANITRAX- S2 CLAMP/BOLT VAC SY	
14	SAX-S2-2-0-014		SANITRAX- S2 CLOTHHOOK SET/2	
15	SAX-S2-2-0-015		SANITRAX- S2 WIRE ELECTRIC 12V	
16	SAX-S2-2-0-016		SANITRAX- S2 LIGHT LED W/WIRE	
17	SAX-S2-2-0-017		SANITRAX- S2 FRAME UPPER GALV	
18	SAX-S2-2-0-018		SANITRAX- S2 FRAME LOWER GALV	
19	SAX-S2-2-0-019		SANITRAX- S2 BOLT/NUT SET/4	
20	SAX-S2-2-0-020		SANITRAX- S2 DOOR BUS BRO ST/2	
21	SAX-S2-2-0-021		SANITRAX- S2 DOOR COMPLETE	
22	SAX-S2-2-0-022		SANITRAX- S2 SPRING DOOR PART	
23	SAX-S2-2-0-023		SANITRAX- S2 PLUG DOOR PART AL	
24	SAX-S2-2-0-024		SANITRAX- S2 TURN DOORPART PLS	

SHOWER MODULE 2.0 | MAJOR ASSEMBLY (CONTINUED)



SHOWER MODULE 2.0 | MAJOR ASSEMBLY PARTS (CONTINUED)

ITEM #	PART #	QPU	DESCRIPTION	COMMENT
25	SAX-S2-2-0-025		SANITRAX- S2 TURN DOORPART TOP	
26	SAX-S2-2-0-026		SANITRAX- S2 LOCK DOORPART	
27	SAX-S2-2-0-027		SANITRAX- S2 SILICON PROT PROF	
28	SAX-S2-2-0-028		SANITRAX- S2 MIRROR	
29	SAX-S2-2-0-029		SANITRAX- S2 VACUUM HOSE	
30	SAX-S2-2-0-030		SANITRAX- S2 VALVE TOILET	
31	SAX-S2-2-0-031		SANITRAX- S2 VALVE TOILT SH/OF	
32	SAX-S2-2-0-032		SANITRAX- S2 VALVE TOILET LIFT	
33	SAX-S2-2-0-033		SANITRAX- S2 VALVE TOILET DIST	
34	SAX-S2-2-0-034		SANITRAX- KNEE RUBBER 50/50MM	
35	SAX-S2-2-0-035		SANITRAX- S2 PANEL SHOWER	
36	SAX-S2-2-0-036		SANITRAX- S2 SHELF SOAP SET/2	
37	SAX-S2-2-0-037		SANITRAX- S2 CURTAIN SHWR ST/2	
38	SAX-S2-2-0-038		SANITRAX- S2 PANEL SEAT	
39	SAX-S2-2-0-039		SANITRAX- S2 PANEL FRONT S/LOG	
40	SAX-S2-2-0-040		SANITRAX- S2 SILICON PROTECTIN	
41	SAX-S2-2-0-041		SANITRAX- S2 PANEL BOT LEFT AL	
42	SAX-S2-2-0-042		SANITRAX- S2 PANEL BOT RIGHT AL	
43	SAX-S2-2-0-043		SANITRAX- S2 FLOOR PART LEFT	
44	SAX-S2-2-0-044		SANITRAX- S2 FLOOR PART RIGHT	
45	SAX-S2-2-0-045		SANITRAX- S2 FLOOR PART LEFT	
46	SAX-S2-2-0-046		SANITRAX- S2 FLOOR PART RIGHT	
47	SAX-S2-2-0-047		SANITRAX- S2 WASTEWATER TANK	
48	SAX-S2-2-0-048		VALVE VAC W/SWTH	
49	SAX-S2-2-0-049		JETS VD VALVE PISTON	
50	SAX-S2-2-0-050		SANITRAX- S2 MOUNT COOK HOOK	